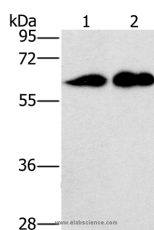


CD27 Polyclonal Antibody

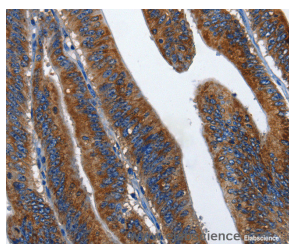
Catalog No.	E-AB-11055	Reactivity	H
Storage	Store at -20°C. Avoid freeze / thaw cycles.	Host	Rabbit
Applications	WB,IHC,ELISA	Isotype	IgG

Note: Centrifuge before opening to ensure complete recovery of vial contents.

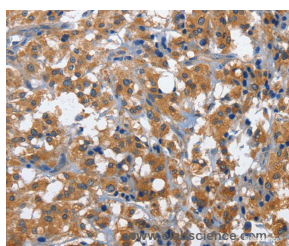
Images



Western Blot analysis of Raji and lovo cell using CD27 Polyclonal Antibody at dilution of 1:701



Immunohistochemistry of paraffin-embedded Human colon cancer using CD27 Polyclonal Antibody at dilution of 1:60



Immunohistochemistry of paraffin-embedded Human thyroid cancer using CD27 Polyclonal Antibody at dilution of 1:60

Immunogen Information

Immunogen	Recombinant protein of human CD27
Gene Accession	BC012160
Swissprot	P26842
Synonyms	T14,S152,Tp55,TNFRSF7,S152. LPFS2

Product Information

Calculated MW	29kDa
Buffer	PBS with 0.05% sodium azide and 50% glycerol, PH7.4
Purify	Affinity purification
Dilution	WB 1:500-1:2000, IHC 1:50-1:200

Background

The protein encoded by this gene is a member of the TNF-receptor superfamily. This receptor is required for generation and long-term maintenance of T cell immunity. It binds to ligand CD70, and plays a key role in regulating B-cell activation and immunoglobulin synthesis. This receptor transduces signals that lead to the activation of NF-kappaB and MAPK8/JNK. Adaptor proteins TRAF2 and TRAF5 have been shown to mediate the signaling process of this receptor. CD27-binding protein (SIVA), a proapoptotic protein, can bind to this receptor and is thought to play an important role in the apoptosis induced by this receptor.

For Research Use Only

Thank you for your recent purchase.
 If you would like to learn more about antibodies, please visit www.elabscience.com.

Focus on your research
Service for life science

Applications:WB-Western Blot IHC-Immunohistochemistry IF-Immunofluorescence IP-Immunoprecipitation FC-Flow cytometry ChIP-Chromatin Immunoprecipitation Reactivity: H-Human R-Rat M-Mouse Mk-Monkey Dg-Dog Ch-Chicken Hm-Hamster Rb-Rabbit Sh-Sheep Pg-Pig Z-Zebrafish X-Xenopus C-Cow.