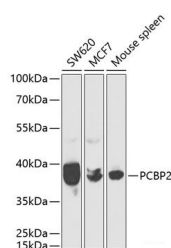


## PCBP2 Polyclonal Antibody

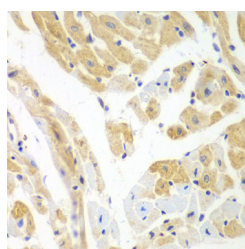
<b>Catalog No.</b>	E-AB-60713	<b>Reactivity</b>	H,M,R
<b>Storage</b>	Store at -20°C. Avoid freeze / thaw cycles.	<b>Host</b>	Rabbit
<b>Applications</b>	WB,IHC,IF	<b>Isotype</b>	IgG

**Note:** Centrifuge before opening to ensure complete recovery of vial contents.

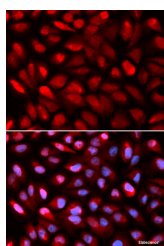
### Images



Western blot analysis of extracts of various cell lines using PCBP2 Polyclonal Antibody at dilution of 1:1000.



Immunohistochemistry of paraffin-embedded Mouse heart using PCBP2 Polyclonal Antibody at dilution of 1:100 (40x lens).



Immunofluorescence analysis of U2OS cells using PCBP2 Polyclonal Antibody

### Immunogen Information

<b>Immunogen</b>	Recombinant fusion protein of human PCBP2 (NP_001122383.1).
<b>GeneID</b>	5094
<b>Swissprot</b>	Q15366
<b>Synonyms</b>	PCBP2,HNRNPE2,HNRPE2,hnRNP-E2

### Product Information

<b>Calculated MW</b>	33kDa/34kDa/35kDa/38kDa
<b>Observed MW</b>	39kDa
<b>Buffer</b>	PBS with 0.02% sodium azide, 50% glycerol, pH7.3.
<b>Purify</b>	Affinity purification
<b>Dilution</b>	WB 1:500-1:2000 IHC 1:50-1:200 IF 1:50-1:200

### Background

The protein encoded by this gene appears to be multifunctional. Along with PCBP-1 and hnRNPK, it is one of the major cellular poly(rC)-binding proteins. The encoded protein contains three K-homologous (KH) domains which may be involved in RNA binding. Together with PCBP-1, this protein also functions as a translational coactivator of poliovirus RNA via a sequence-specific interaction with stem-loop IV of the IRES, promoting poliovirus RNA replication by binding to its 5'-terminal cloverleaf structure. It has also been implicated in translational control of the 15-lipoxygenase mRNA, human papillomavirus type 16 L2 mRNA, and hepatitis A virus RNA. The encoded protein is also suggested to play a part in formation of a sequence-specific alpha-globin mRNP complex which is associated with alpha-globin mRNA stability. This multiexon structural mRNA is thought to be retrotransposed to generate PCBP-1, an intronless gene with functions similar to that of PCBP2. This gene and PCBP-1 have paralogous genes (PCBP3 and PCBP4) which are thought to have arisen as a result of duplication events of entire genes. This gene also has two processed pseudogenes (PCBP2P1 and PCBP2P2). Multiple transcript variants encoding different isoforms have been found for this gene.

### For Research Use Only

Thank you for your recent purchase.  
 If you would like to learn more about antibodies, please visit [www.elabscience.com](http://www.elabscience.com).

**Focus on your research**  
**Service for life science**

Applications:WB-Western Blot IHC-Immunohistochemistry IF-Immunofluorescence IP-Immunoprecipitation FC-Flow cytometry ChIP-Chromatin Immunoprecipitation Reactivity: H-Human R-Rat M-Mouse Mk-Monkey Dg-Dog Ch-Chicken Hm-Hamster Rb-Rabbit Sh-Sheep Pg-Pig Z-Zebrafish X-Xenopus C-Cow.