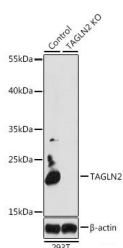


(KO Validated) TAGLN2 Polyclonal Antibody

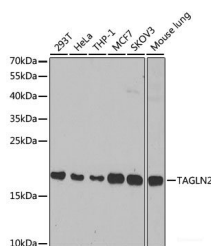
Catalog No.	E-AB-61347	Reactivity	H,M
Storage	Store at -20°C. Avoid freeze / thaw cycles.	Host	Rabbit
Applications	WB,IF	Isotype	IgG

Note: Centrifuge before opening to ensure complete recovery of vial contents.

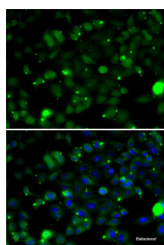
Images



Western blot analysis of extracts from normal (control) and TAGLN2 knockout (KO) 293T cells using TAGLN2 Polyclonal Antibody at dilution of 1:1000.



Western blot analysis of extracts of various cell lines using TAGLN2 Polyclonal Antibody at dilution of 1:1000.



Immunofluorescence analysis of MCF7 cells using TAGLN2 Polyclonal Antibody

Immunogen Information

Immunogen	Recombinant fusion protein of human TAGLN2 (NP_003555.1).
GeneID	8407
Swissprot	P37802
Synonyms	TAGLN2,HA1756

Product Information

Calculated MW	22kDa/24kDa
Observed MW	18kDa
Buffer	PBS with 0.02% sodium azide, 50% glycerol, pH7.3.
Purify	Affinity purification
Dilution	WB 1:500-1:2000 IF 1:50-1:200

Background

The protein encoded by this gene is similar to the protein transgelin, which is one of the earliest markers of differentiated smooth muscle. The specific function of this protein has not yet been determined, although it is thought to be a tumor suppressor. Multiple transcript variants encoding different isoforms have been found for this gene.

For Research Use Only

Thank you for your recent purchase.
 If you would like to learn more about antibodies, please visit www.elabscience.com.

Focus on your research
Service for life science

Applications:WB-Western Blot IHC-Immunohistochemistry IF-Immunofluorescence IP-Immunoprecipitation FC-Flow cytometry ChIP-Chromatin Immunoprecipitation Reactivity: H-Human R-Rat M-Mouse Mk-Monkey Dg-Dog Ch-Chicken Hm-Hamster Rb-Rabbit Sh-Sheep Pg-Pig Z-Zebrafish X-Xenopus C-Cow.