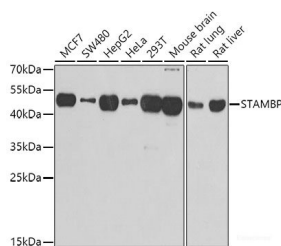


STAMBP Polyclonal Antibody

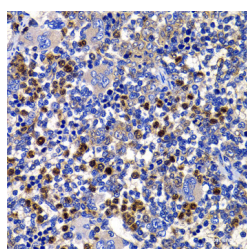
Catalog No.	E-AB-61502	Reactivity	H,M,R
Storage	Store at -20°C. Avoid freeze / thaw cycles.	Host	Rabbit
Applications	WB,IHC,IF	Isotype	IgG

Note: Centrifuge before opening to ensure complete recovery of vial contents.

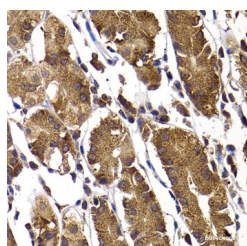
Images



Western blot analysis of extracts of various cell lines using STAMBP Polyclonal Antibody at dilution of 1:1000.



Immunohistochemistry of paraffin-embedded Rat spleen using STAMBP Polyclonal Antibody at dilution of 1:100 (40x lens).



Immunohistochemistry of paraffin-embedded Human stomach using STAMBP Polyclonal Antibody at dilution of 1:100 (40x lens).

Immunogen Information

Immunogen	Recombinant fusion protein of human STAMBP (NP_998787.1).
GeneID	10617
Swissprot	O95630
Synonyms	STAMBP,AMSH,MICCAP

Product Information

Calculated MW	39kDa/48kDa
Observed MW	48kDa
Buffer	PBS with 0.02% sodium azide, 50% glycerol, pH7.3.
Purify	Affinity purification
Dilution	WB 1:500-1:2000 IHC 1:50-1:200 IF 1:50-1:100

Background

Cytokine-mediated signal transduction in the JAK-STAT cascade requires the involvement of adaptor molecules. One such signal-transducing adaptor molecule contains an SH3 domain that is required for induction of MYC and cell growth. The protein encoded by this gene binds to the SH3 domain of the signal-transducing adaptor molecule, and plays a critical role in cytokine-mediated signaling for MYC induction and cell cycle progression. Multiple alternatively spliced transcript variants encoding the same protein isoform have been found for this gene.

For Research Use Only

Thank you for your recent purchase.
 If you would like to learn more about antibodies, please visit www.elabscience.com.

**Focus on your research
 Service for life science**

Applications:WB-Western Blot IHC-Immunohistochemistry IF-Immunofluorescence IP-Immunoprecipitation FC-Flow cytometry ChIP-Chromatin Immunoprecipitation Reactivity: H-Human R-Rat M-Mouse Mk-Monkey Dg-Dog Ch-Chicken Hm-Hamster Rb-Rabbit Sh-Sheep Pg-Pig Z-Zebrafish X-Xenopus C-Cow.