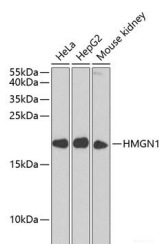


HMGN1 Polyclonal Antibody

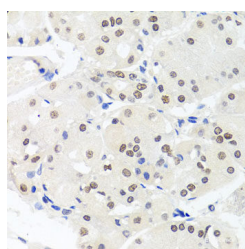
Catalog No.	E-AB-62094	Reactivity	H,M
Storage	Store at -20°C. Avoid freeze / thaw cycles.	Host	Rabbit
Applications	WB,IHC,IF	Isotype	IgG

Note: Centrifuge before opening to ensure complete recovery of vial contents.

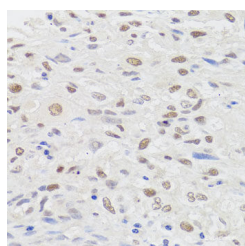
Images



Western blot analysis of extracts of various cell lines using HMGN1 Polyclonal Antibody at dilution of 1:1000.



Immunohistochemistry of paraffin-embedded Human stomach using HMGN1 Polyclonal Antibody at dilution of 1:100 (40x lens).



Immunohistochemistry of paraffin-embedded Human lung cancer using HMGN1 Polyclonal Antibody at dilution of 1:100 (40x lens).

Immunogen Information

Immunogen	A synthetic peptide of human HMGN1 (NP_004956.5).
GeneID	3150
Swissprot	P05114
Synonyms	HMG14,HMGN1

Product Information

Calculated MW	10kDa
Observed MW	17kDa
Buffer	PBS with 0.02% sodium azide, 50% glycerol, pH7.3.
Purify	Affinity purification
Dilution	WB 1:500-1:2000 IHC 1:50-1:100 IF 1:50-1:100

Background

The protein encoded by this gene binds nucleosomal DNA and is associated with transcriptionally active chromatin. Along with a similar protein, HMG17, the encoded protein may help maintain an open chromatin configuration around transcribable genes.

For Research Use Only

Thank you for your recent purchase.
 If you would like to learn more about antibodies, please visit www.elabscience.com.

**Focus on your research
 Service for life science**

Applications:WB-Western Blot IHC-Immunohistochemistry IF-Immunofluorescence IP-Immunoprecipitation FC-Flow cytometry ChIP-Chromatin Immunoprecipitation Reactivity: H-Human R-Rat M-Mouse Mk-Monkey Dg-Dog Ch-Chicken Hm-Hamster Rb-Rabbit Sh-Sheep Pg-Pig Z-Zebrafish X-Xenopus C-Cow.