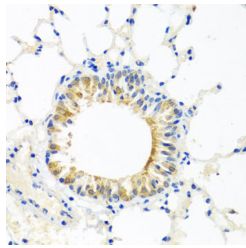


COQ7 Polyclonal Antibody

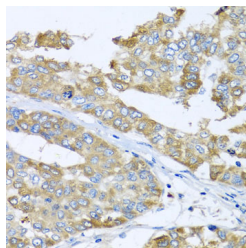
Catalog No.	E-AB-63025	Reactivity	H,M,R
Storage	Store at -20°C. Avoid freeze / thaw cycles.	Host	Rabbit
Applications	IHC,IF	Isotype	IgG

Note: Centrifuge before opening to ensure complete recovery of vial contents.

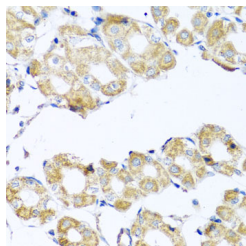
Images



Immunohistochemistry of paraffin-embedded Mouse lung using COQ7 Polyclonal Antibody at dilution of 1:100 (40x lens).



Immunohistochemistry of paraffin-embedded Human liver cancer using COQ7 Polyclonal Antibody at dilution of 1:100 (40x lens).



Immunohistochemistry of paraffin-embedded Human stomach using COQ7 Polyclonal Antibody at dilution of 1:100 (40x lens).

Immunogen Information

Immunogen	Recombinant fusion protein of human COQ7 (NP_057222.2).
GeneID	10229
Swissprot	Q99807
Synonyms	COQ7,CAT5,CLK-1,CLK1,COQ10D8,coenzyme Q7

Product Information

Buffer	PBS with 0.02% sodium azide, 50% glycerol, pH7.3.
Purify	Affinity purification
Dilution	IHC 1:50-1:200 IF 1:50-1:200

Background

The protein encoded by this gene is similar to a mitochondrial di-iron containing hydroxylase in *Saccharomyces cerevisiae* that is involved with ubiquinone biosynthesis. Mutations in the yeast gene lead to slower development and longer life span. Alternatively spliced transcript variants have been found for this gene.

For Research Use Only

Thank you for your recent purchase.
 If you would like to learn more about antibodies, please visit www.elabscience.com.

**Focus on your research
 Service for life science**

Applications:WB-Western Blot IHC-Immunohistochemistry IF-Immunofluorescence IP-Immunoprecipitation FC-Flow cytometry ChIP-Chromatin Immunoprecipitation Reactivity: H-Human R-Rat M-Mouse Mk-Monkey Dg-Dog Ch-Chicken Hm-Hamster Rb-Rabbit Sh-Sheep Pg-Pig Z-Zebrafish X-Xenopus C-Cow.