CD21 Monoclonal Antibody

Catalog Number:E-AB-22023

Note: Centrifuge before opening to ensure complete recovery of vial contents.

Description

Reactivity	Human,Mouse,Rat
Immunogen	Synthetic Peptide
Host	Mouse
Isotype	IgG
Clone	Clone:5F2
Purification	Protein A purification
Conjugation	Unconjugated
Formulation	PBS with 0.02% sodium azide and 50% glycerol pH 7.4.

Applications	Recommended Dilution
IHC	1:100-1:300
IF	1:50-200

Data

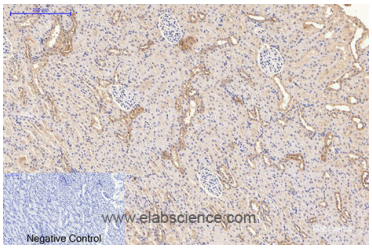

Immunohistochemistry of paraffin-embedded Rat kidney tissue using CD21 Monoclonal Antibody at dilution of 1:200.

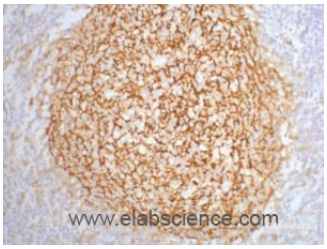

Immunohistochemistry of paraffin-embedded Human tonsil tissue using CD21 Monoclonal Antibody at dilution of 1:200.

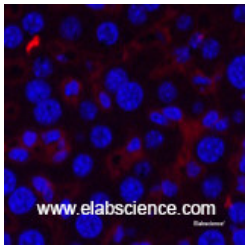

Immunofluorescence analysis of Mouse liver tissue using CD21 Monoclonal Antibody at dilution of 1:200.

Preparation & Storage

Storage	Store at -20℃. Avoid freeze / thaw cycles.

Background

This gene encodes a membrane protein, which functions as a receptor for Epstein-Barr virus (EBV) binding on B and T lymphocytes. Genetic variations in this gene are associated with susceptibility to systemic lupus erythematosus type 9

For Research Use Only

A Reliable Research Partner in Life Science and Medicine

Toll-free: 1-888-852-8623 Tel: 1-832-243-6086 Fax: 1-832-243-6017

Web: www.elabscience.com Email: techsupport@elabscience.com

(SLEB9). Alternatively spliced transcript variants encoding different isoforms have been found for this gene.

Toll-free: 1-888-852-8623 Tel: 1-832-243-6086 Fax: 1-832-243-6017

Web: www.elabscience.com Email: techsupport@elabscience.com