TMEM141 Polyclonal Antibody

Catalog Number:E-AB-53017

Note: Centrifuge before opening to ensure complete recovery of vial contents.

Description

Reactivity	Human
Immunogen	Fusion protein of human TMEM141
Host	Rabbit
Isotype	IgG
Purification	Antigen affinity purification
Conjugation	Unconjugated
Formulation	PBS with 0.05% NaN3 and 40% Glycerol,pH7.4

Applications	Recommended Dilution
WB	1:500-1:2000
IHC	1:50-1:300
ELISA	1:5000-1:10000

Data

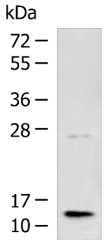

Western blot analysis of Human liver tissue lysate using TMEM141 Polyclonal Antibody at dilution of 1:1000

Observed Mw:Refer to figures

Calculated Mw:12 kDa

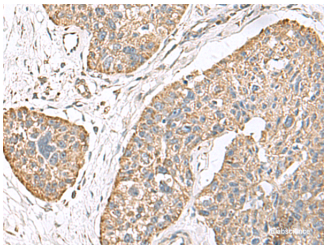

Immunohistochemistry of paraffin-embedded Human esophagus cancer tissue using TMEM141 Polyclonal Antibody at dilution of 1:70(×200)

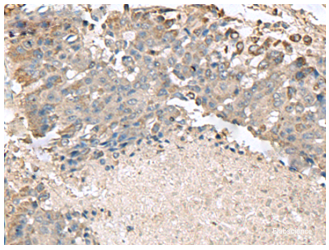

Immunohistochemistry of paraffin-embedded Human liver cancer tissue using TMEM141 Polyclonal Antibody at dilution of 1:70(×200)

Preparation & Storage

Storage	Store at -20℃. Avoid freeze / thaw cycles.

Background

For Research Use Only

A Reliable Research Partner in Life Science and Medicine

Toll-free: 1-888-852-8623 Tel: 1-832-243-6086 Fax: 1-832-243-6017

Web: www.elabscience.com Email: techsupport@elabscience.com

TMEM141 Polyclonal Antibody

Catalog Number:E-AB-53017

The function of this protein remains unknown.

For Research Use Only

Toll-free: 1-888-852-8623 Tel: 1-832-243-6086 Fax: 1-832-243-6017
Web: www.elabscience.com Email: techsupport@elabscience.com