CCDC134 Polyclonal Antibody

Catalog Number:E-AB-53098

Note: Centrifuge before opening to ensure complete recovery of vial contents.

Description

Reactivity	Human, Mouse, Rat
Immunogen	Fusion protein of human CCDC134
Host	Rabbit
Isotype	IgG
Purification	Antigen affinity purification
Conjugation	Unconjugated
Formulation	PBS with 0.05% NaN3 and 40% Glycerol,pH7.4

Applications	Recommended Dilution
WB	1:1000-1:5000
IHC	1:50-1:200
ELISA	1:5000-1:10000

Data

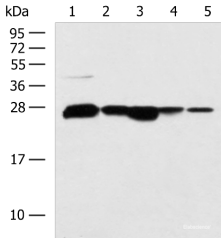

Western blot analysis of 293T HepG2 cell Human fetal liver tissue Human liver tissue TM4 cell lysates using CCDC134 Polyclonal Antibody at dilution of 1:800

Observed Mw:Refer to figures
Calculated Mw:27 kDa

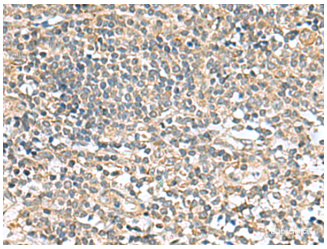

Immunohistochemistry of paraffin-embedded Human tonsil tissue using CCDC134 Polyclonal Antibody at dilution of 1:50(×200)

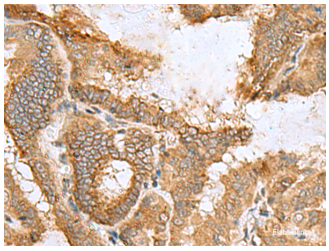

Immunohistochemistry of paraffin-embedded Human thyroid cancer tissue using CCDC134 Polyclonal Antibody at dilution of 1:50(×200)

Preparation & Storage

Storage	Store at -20℃. Avoid freeze / thaw cycles.

Background

For Research Use Only

A Reliable Research Partner in Life Science and Medicine

Toll-free: 1-888-852-8623 Tel: 1-832-243-6086 Fax: 1-832-243-6017

Web: www.elabscience.com Email: techsupport@elabscience.com

CCDC134 Polyclonal Antibody

Catalog Number:E-AB-53098

CCDC134 (Coiled-Coil Domain Containing 134) is a Protein Coding gene.

For Research Use Only

A Reliable Research Partner in Life Science and Medicine

Toll-free: 1-888-852-8623 Tel: 1-832-243-6086 Fax: 1-832-243-6017

Web: www.elabscience.com Email: techsupport@elabscience.com