XAB2 Polyclonal Antibody

Catalog Number:E-AB-53550

Note: Centrifuge before opening to ensure complete recovery of vial contents.

Description

Reactivity	Human, Mouse, Rat
Immunogen	Synthetic peptide of human XAB2
Host	Rabbit
Isotype	IgG
Purification	Antigen affinity purification
Conjugation	Unconjugated
Formulation	PBS with 0.05% NaN3 and 40% Glycerol,pH7.4

Applications	Recommended Dilution
WB	1:500-1:2000
IHC	1:25-1:100
ELISA	1:5000-1:10000

Data

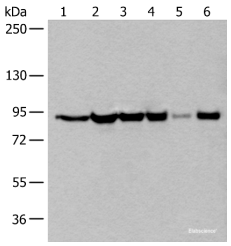

Western blot analysis of 293T cell lysates using XAB2 Polyclonal Antibody at dilution of 1:250
Observed Mw:Refer to figures
Calculated Mw:100 kDa

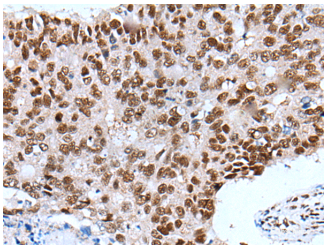

Immunohistochemistry of paraffin-embedded Human colorectal cancer tissue using XAB2 Polyclonal Antibody at dilution of 1:25(×200)

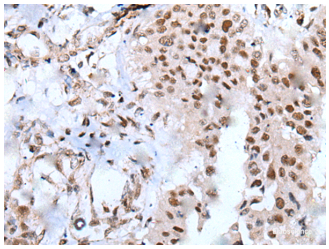

Immunohistochemistry of paraffin-embedded Human liver cancer tissue using XAB2 Polyclonal Antibody at dilution of 1:25(×200)

Preparation & Storage

Storage	Store at -20℃. Avoid freeze / thaw cycles.

Background

HCNP, also known as XAB2 (Xeroderma pigmentosum group A (XPA) binding protein 2), HCRN, SYF1 or NTC90, is a

For Research Use Only

A Reliable Research Partner in Life Science and Medicine

Toll-free: 1-888-852-8623 Tel: 1-832-243-6086 Fax: 1-832-243-6017

Web: www.elabscience.com Email: techsupport@elabscience.com

nuclear protein that participates in transcription, transcription-coupled repair (TCR) and pre-mRNA splicing. It contains fifteen tetratricopeptide repeat motifs and associates with nucleotide excision repair machinery. More specifically, HCNP associates with Cockayne syndrome group A and B proteins (CSA and CSB), RNA Polymerase II (Pol II) and XPA in response to DNA damage and is believed to function in the TCR pathway. HCNP also functions as an essential component of a pre-mRNA splicing complex of the spliceosome (composed of AQR (aquarius), PRP19, CCDC16, HCNP, ISY1 and Cyclophilin E) and is required for proper RNA synthesis in the cell. In addition, HCNP functions as a component of the RAR corepressor complex with RARå and HDAC3 and exhibits an inhibitory effect on ATRA-induced cell differentiation. This suggests that HCNP may function as useful target in cancer therapy.

Toll-free: 1-888-852-8623 Tel: 1-832-243-6086 Fax: 1-832-243-6017

Web: www.elabscience.com Email: techsupport@elabscience.com