ARHGAP15 Polyclonal Antibody

Catalog Number:E-AB-10828

Note: Centrifuge before opening to ensure complete recovery of vial contents.

Description

Reactivity	Human,Mouse,Rat
Immunogen	Recombinant protein of human ARHGAP15
Host	Rabbit
Isotype	IgG
Purification	Affinity purification
Conjugation	Unconjugated
Formulation	PBS with 0.05% sodium azide and 50% glycerol, PH7.4

Applications	Recommended Dilution
WB	1:200-1:1000
IHC	1:50-1:200

Data

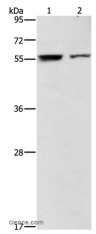

Western Blot analysis of Jurkat and 293T cell using ARHGAP15 Polyclonal Antibody at dilution of 1:500

Calculated Mw:55kDa

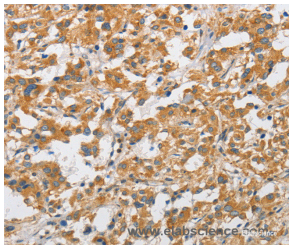

Immunohistochemistry of paraffin-embedded Human thyroid cancer using ARHGAP15 Polyclonal Antibody at dilution of 1:50

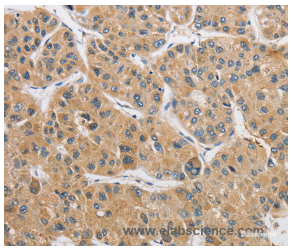

Immunohistochemistry of paraffin-embedded Human liver cancer using ARHGAP15 Polyclonal Antibody at dilution of 1:50

Preparation & Storage

Storage	Store at -20℃. Avoid freeze / thaw cycles.

Background

RHO GTPases regulate diverse biologic processes, and their activity is regulated by RHO GTPase-activating proteins (GAPs), such as ARHGAP15. GTPase activator for the Rho-type GTPases by converting them to an inactive GDP-bound state. Has activity toward RAC1. Overexpression results in an increase in actin stress fibers and cell contraction.

For Research Use Only

A Reliable Research Partner in Life Science and Medicine

Toll-free: 1-888-852-8623 Tel: 1-832-243-6086 Fax: 1-832-243-6017

Web: www.elabscience.com Email: techsupport@elabscience.com