CXCR6 Polyclonal Antibody

Catalog Number:E-AB-11112

DIA•AN® by Elabscience

Note: Centrifuge before opening to ensure complete recovery of vial contents.

Description

Reactivity	Human,Mouse
Immunogen	Recombinant protein of human CXCR6
Host	Rabbit
Isotype	IgG
Purification	Affinity purification
Conjugation	Unconjugated
Formulation	PBS with 0.05% sodium azide and 50% glycerol, PH7.4

Applications Recommended Dilution

WB 1:500-1:2000,
IHC 1:50-1:200

Data

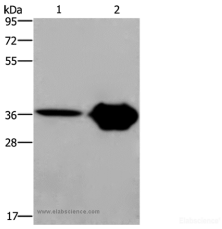

Western Blot analysis of Human fetal brain and Mouse brain tissue using CXCR6 Polyclonal Antibody at dilution of 1:350
Calculated Mw:39kDa

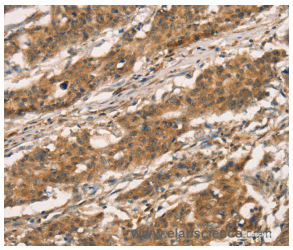

Immunohistochemistry of paraffin-embedded Human gastic cancer using CXCR6 Polyclonal Antibody at dilution of 1:30

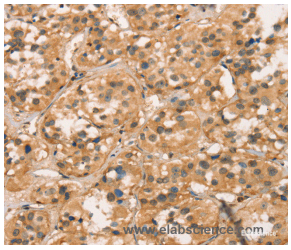

Immunohistochemistry of paraffin-embedded Human thyroid cancer using CXCR6 Polyclonal Antibody at dilution of 1:30

Preparation & Storage

Storage Store at -20℃. Avoid freeze / thaw cycles.

Background

Bonzo (also designated STRL33.3) and BOB (brother of Bonzo; also designated GRP15) are seven-transmembrane, G protein-coupled receptors that are closely related to chemokine receptor family members. In conjunction with CD4, several chemokine receptors are known to serve as receptors for HIV-1 entry into cells. Bonzo and BOB are utilized by

simian immunodeficiency virus (SIV), HIV-2 and M-tropic HIV-1 for cell entry. Bonzo and BOB are both expressed in lymphoid tissues, and BOB is also expressed in colon.