

DHRS3 Polyclonal Antibody

Catalog Number:E-AB-11158

Note: Centrifuge before opening to ensure complete recovery of vial contents.

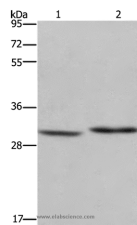
Description

Reactivity	Human,Mouse
Immunogen	Recombinant protein of human DHRS3
Host	Rabbit
Isotype	IgG
Purification	Affinity purification
Conjugation	Unconjugated
Formulation	PBS with 0.05% sodium azide and 50% glycerol, PH7.4

Applications Recommended Dilution

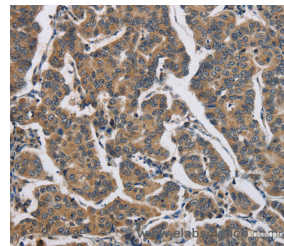
WB	1:500-1:2000
IHC	1:50-1:200

Data

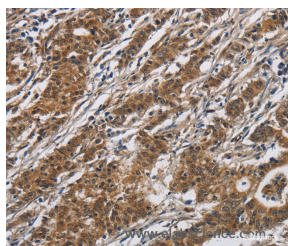


Western Blot analysis of Mouse liver tissue and A375 cell using DHRS3 Polyclonal Antibody at dilution of 1:550

Calculated Mw:34kDa



Immunohistochemistry of paraffin-embedded Human breast cancer using DHRS3 Polyclonal Antibody at dilution of 1:30



Immunohistochemistry of paraffin-embedded Human gastric cancer using DHRS3 Polyclonal Antibody at dilution of 1:30

Preparation & Storage

Storage Store at -20°C. Avoid freeze / thaw cycles.

Background

Short-chain dehydrogenases/reductases (SDRs), such as DHRS3, catalyze the oxidation/reduction of a wide range of substrates, including retinoids and steroids.

For Research Use Only

A Reliable Research Partner in Life Science and Medicine

Toll-free: 1-888-852-8623

Web: www.elabscience.com

Tel: 1-832-243-6086

Email: techsupport@elabscience.com

Fax: 1-832-243-6017