MVK Polyclonal Antibody

Catalog Number:E-AB-11414

DIA•AN® by Elabscience

Note: Centrifuge before opening to ensure complete recovery of vial contents.

Description

Reactivity	Human,Mouse,Rat
Immunogen	Recombinant protein of human MVK
Host	Rabbit
Isotype	IgG
Purification	Affinity purification
Conjugation	Unconjugated
Formulation	PBS with 0.05% sodium azide and 50% glycerol, PH7.4

Applications	Recommended Dilution
WB	1:200-1:1000
IHC	1:100-1:300

Data

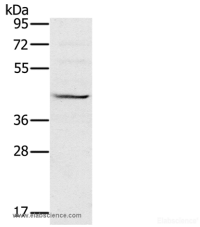

Western Blot analysis of Raji cell using MVK Polyclonal Antibody at dilution of 1:550
Calculated Mw:42kDa

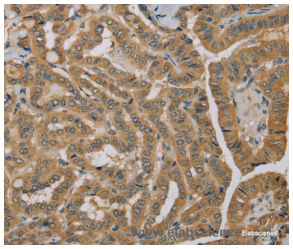

Immunohistochemistry of paraffin-embedded Human thyroid cancer using MVK Polyclonal Antibody at dilution of 1:40

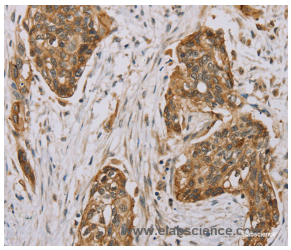

Immunohistochemistry of paraffin-embedded Human esophagus cancer using MVK Polyclonal Antibody at dilution of 1:40

Preparation & Storage

Storage	Store at -20℃. Avoid freeze / thaw cycles.

Background

This gene encodes the peroxisomal enzyme mevalonate kinase. Mevalonate is a key intermediate, and mevalonate kinase a key early enzyme, in isoprenoid and sterol synthesis. Mevalonate kinase deficiency caused by mutation of this gene results in mevalonic aciduria, a disease characterized psychomotor retardation, failure to thrive, hepatosplenomegaly, anemia and recurrent febrile crises. Defects in this gene also cause hyperimmunoglobulinaemia D and periodic fever syndrome, a

For Research Use Only

disorder characterized by recurrent episodes of fever associated with lymphadenopathy, arthralgia, gastrointestinal dismay and skin rash.

Toll-free: 1-888-852-8623 Tel: 1-832-243-6086 Fax: 1-832-243-6017

Web: www.elabscience.com Email: techsupport@elabscience.com