CRELD1 Polyclonal Antibody

Catalog Number:E-AB-13166

Note: Centrifuge before opening to ensure complete recovery of vial contents.

Description

Reactivity	Human,Mouse,Rat
Immunogen	Synthetic peptide of human CRELD1
Host	Rabbit
Isotype	IgG
Purification	Affinity purification
Conjugation	Unconjugated
Formulation	PBS with 0.05% sodium azide and 50% glycerol, PH7.4

Applications	Recommended Dilution
WB	1:500-1:2000
IHC	1:50-1:200

Data

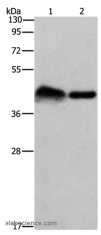

Western Blot analysis of Mouse bladder tissue and 293T cell using CRELD1 Polyclonal Antibody at dilution of 1:930

Calculated Mw:45kDa

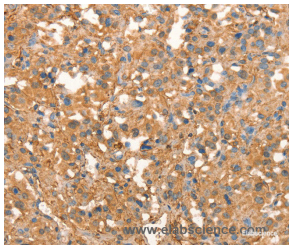

Immunohistochemistry of paraffin-embedded Human thyroid cancer using CRELD1 Polyclonal Antibody at dilution of 1:40

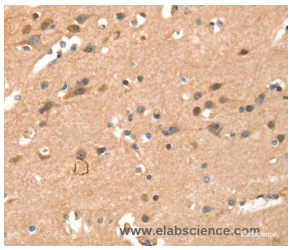

Immunohistochemistry of paraffin-embedded Human brain using CRELD1 Polyclonal Antibody at dilution of 1:40

Preparation & Storage

Storage	Store at -20℃. Avoid freeze / thaw cycles.

Background

This gene encodes a member of a subfamily of epidermal growth factor-related proteins. The encoded protein is characterized by a cysteine-rich with epidermal growth factor-like domain. This protein may function as a cell adhesion molecule. Mutations in this gene are the cause of atrioventricular septal defect. Alternate splicing results in multiple

For Research Use Only

A Reliable Research Partner in Life Science and Medicine

Toll-free: 1-888-852-8623 Tel: 1-832-243-6086 Fax: 1-832-243-6017

Web: www.elabscience.com Email: techsupport@elabscience.com

transcript variants.

Toll-free: 1-888-852-8623 Tel: 1-832-243-6086 Fax: 1-832-243-6017

Web: www.elabscience.com Email: techsupport@elabscience.com