KCNA7 Polyclonal Antibody

Catalog Number:E-AB-13352

DIA·AN® by Elabscience

Note: Centrifuge before opening to ensure complete recovery of vial contents.

Description

Reactivity	Human,Mouse
Immunogen	Synthetic peptide of human KCNA7
Host	Rabbit
Isotype	IgG
Purification	Affinity purification
Conjugation	Unconjugated
Formulation	PBS with 0.05% sodium azide and 50% glycerol, PH7.4

Applications	Recommended Dilution
WB	1:500-1:2000
IHC	1:50-1:200

Data

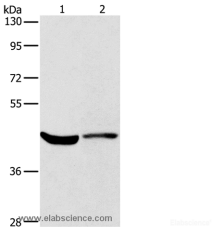

Western Blot analysis of Hela cell and Mouse kidney tissue using KCNA7 Polyclonal Antibody at dilution of 1:550

Calculated Mw:51kDa

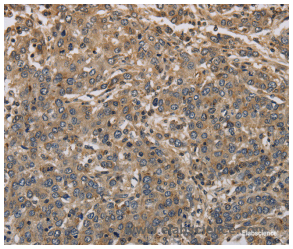

Immunohistochemistry of paraffin-embedded Human liver cancer using KCNA7 Polyclonal Antibody at dilution of 1:40

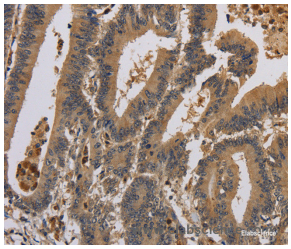

Immunohistochemistry of paraffin-embedded Human colon cancer using KCNA7 Polyclonal Antibody at dilution of 1:40

Preparation & Storage

Storage	Store at -20℃. Avoid freeze / thaw cycles.

Background

Potassium channels represent the most complex class of voltage-gated ion channels from both functional and structural standpoints. Their diverse functions include regulating neurotransmitter release, heart rate, insulin secretion, neuronal excitability, epithelial electrolyte transport, smootHuman, Mouseuscle contraction, and cell volume. Four sequence-related

potassium channel genes - shaker, shaw, shab, and shal - have been identified in Drosophila, and each has been shown to have human homolog(s). This gene encodes a member of the potassium channel, voltage-gated, shaker-related subfamily.