KCNG4 Polyclonal Antibody

Catalog Number:E-AB-13356

Note: Centrifuge before opening to ensure complete recovery of vial contents.

Description

Reactivity	Human,Mouse
Immunogen	Synthetic peptide of human KCNG4
Host	Rabbit
Isotype	IgG
Purification	Affinity purification
Conjugation	Unconjugated
Formulation	PBS with 0.05% sodium azide and 50% glycerol, PH7.4

Applications	Recommended Dilution
WB	1:500-1:2000
IHC	1:100-1:300

Data

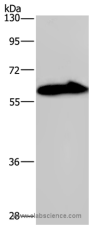

Western Blot analysis of Mouse brain tissue using KCNG4 Polyclonal Antibody at dilution of 1:550
Calculated Mw:59kDa

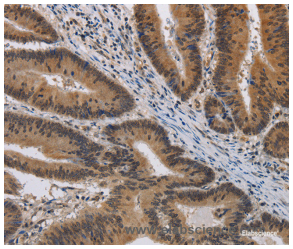

Immunohistochemistry of paraffin-embedded Human colon cancer using KCNG4 Polyclonal Antibody at dilution of 1:40

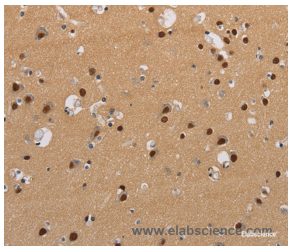

Immunohistochemistry of paraffin-embedded Human brain using KCNG4 Polyclonal Antibody at dilution of 1:40

Preparation & Storage

Storage	Store at -20℃. Avoid freeze / thaw cycles.

Background

Voltage-gated potassium (Kv) channels represent the most complex class of voltage-gated ion channels from both functional and structural standpoints. Their diverse functions include regulating neurotransmitter release, heart rate, insulin secretion, neuronal excitability, epithelial electrolyte transport, smootHuman, Mouseuscle contraction, and cell volume. This gene encodes a member of the potassium channel, voltage-gated, subfamily G. This member functions as a

modulatory subunit. The gene has strong expression in brain. Multiple alternatively spliced variants have been found in normal and cancerous tissues.

Toll-free: 1-888-852-8623 Tel: 1-832-243-6086 Fax: 1-832-243-6017

Web: www.elabscience.com Email: techsupport@elabscience.com