IGFBP5 Polyclonal Antibody

Catalog Number:E-AB-64181

DIA•AN® by Elabscience

Note: Centrifuge before opening to ensure complete recovery of vial contents.

Description

Reactivity	Human,Mouse,Rat
Immunogen	Recombinant fusion protein of human IGFBP5 (NP_000590.1).
Host	Rabbit
Isotype	IgG
Purification	Affinity purification
Conjugation	Unconjugated
Formulation	PBS with 0.02% sodium azide, 50% glycerol, pH7.3.

Applications	Recommended Dilution
IHC	1:50-1:200
IF	1:50-1:200

Data

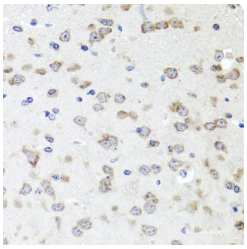

Immunohistochemistry of paraffin-embedded Mouse brain using IGFBP5 Polyclonal Antibody at dilution of 1:100 (40x lens).

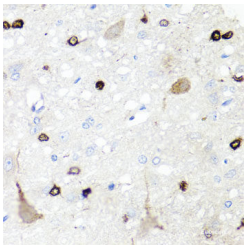

Immunohistochemistry of paraffin-embedded Rat brain using IGFBP5 Polyclonal Antibody at dilution of 1:100 (40x lens).

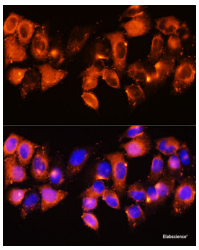

Immunofluorescence analysis of HeLa cells using IGFBP5 Polyclonal Antibody at dilution of 1:100. Blue: DAPI for nuclear staining.

Preparation & Storage

Storage	Store at -20°C. Avoid freeze / thaw cycles.

Background

IGFBP5 (Insulin Like Growth Factor Binding Protein 5) is a Protein Coding gene. Diseases associated with IGFBP5 include Insulin-Like Growth Factor I and Renal Osteodystrophy. Among its related pathways are Myometrial Relaxation and Contraction Pathways and Senescence and Autophagy in Cancer. Gene Ontology (GO) annotations related to this gene include fibronectin binding and insulin-like growth factor I binding. An important paralog of this gene is IGFBP3.

For Research Use Only