NDUFB7 Polyclonal Antibody

Catalog Number:E-AB-64793

Note: Centrifuge before opening to ensure complete recovery of vial contents.

Description

Reactivity	Human,Mouse,Rat
Immunogen	Recombinant fusion protein of human NDUFB7 (NP_004137.2).
Host	Rabbit
Isotype	IgG
Purification	Affinity purification
Conjugation	Unconjugated
Formulation	PBS with 0.02% sodium azide, 50% glycerol, pH7.3.

Applications	Recommended Dilution
WB	1:500-1:2000
IHC	1:50-1:100
IF	1:50-1:100

Data

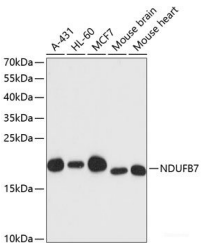

Western blot analysis of extracts of various cell lines using NDUFB7 Polyclonal Antibody at dilution of 1:3000.

Observed Mw:16kDa

Calculated Mw:16kDa

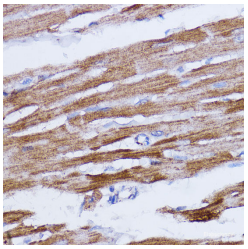

Immunohistochemistry of paraffin-embedded Rat heart using NDUFB7 Polyclonal Antibody at dilution of 1:100 (40x lens).

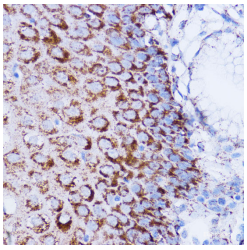

Immunohistochemistry of paraffin-embedded Human esophageal using NDUFB7 Polyclonal Antibody at dilution of 1:100 (40x lens).

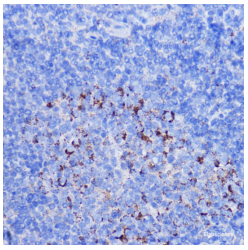

Immunohistochemistry of paraffin-embedded Mouse spleen using NDUFB7 Polyclonal Antibody at dilution of 1:100 (40x lens).

For Research Use Only

A Reliable Research Partner in Life Science and Medicine

Toll-free: 1-888-852-8623 Tel: 1-832-243-6086 Fax: 1-832-243-6017

Web: www.elabscience.com Email: techsupport@elabscience.com

NDUFB7 Polyclonal Antibody

Catalog Number:E-AB-64793

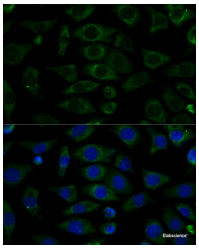

Immunofluorescence analysis of L929 cells using NDUFB7 Polyclonal Antibody at dilution of 1:100 (40x lens). Blue: DAPI for nuclear staining.

Preparation & Storage

Storage	Store at -20°C. Avoid freeze / thaw cycles.

Background

The protein encoded by this gene is a subunit of the multisubunit NADH:ubiquinone oxidoreductase (complex I). Mammalian complex I is composed of 45 different subunits. It is located at the mitochondrial inner membrane. This protein has NADH dehydrogenase activity and oxidoreductase activity. It transfers electrons from NADH to the respiratory chain. The immediate electron acceptor for the enzyme is believed to be ubiquinone.

Toll-free: 1-888-852-8623 Tel: 1-832-243-6086 Fax: 1-832-243-6017

Web: www.elabscience.com Email: techsupport@elabscience.com