IGF2BP1 Polyclonal Antibody

Catalog Number:E-AB-60322

DIA·AN® by Elabscience

Note: Centrifuge before opening to ensure complete recovery of vial contents.

Description

Reactivity	Human,Mouse,Rat
Immunogen	A synthetic peptide of human IGF2BP1 (NP_006537.3).
Host	Rabbit
Isotype	IgG
Purification	Affinity purification
Conjugation	Unconjugated
Formulation	PBS with 0.02% sodium azide, 50% glycerol, pH7.3.

Applications	Recommended Dilution
WB	1:500-1:2000
IHC	1:50-1:100
IF	1:50-1:200

Data

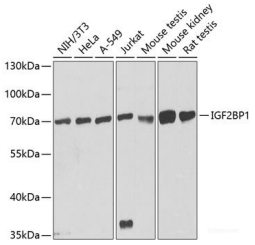

Western blot analysis of extracts of various cell lines using IGF2BP1 Polyclonal Antibody at dilution of 1:1000.

Observed Mw:71kDa

Calculated Mw:48kDa/63kDa

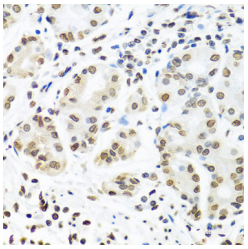

Immunohistochemistry of paraffin-embedded Human stomach using IGF2BP1 Polyclonal Antibody at dilution of 1:100 (40x lens).

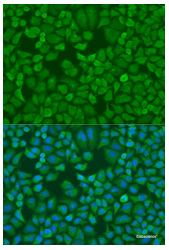

Immunofluorescence analysis of U2OS cells using IGF2BP1 Polyclonal Antibody at dilution of 1:100. Blue: DAPI for nuclear staining.

Preparation & Storage

Storage	Store at -20°C. Avoid freeze / thaw cycles.

Background

For Research Use Only

A Reliable Research Partner in Life Science and Medicine

Toll-free: 1-888-852-8623 Tel: 1-832-243-6086 Fax: 1-832-243-6017

Web: www.elabscience.com Email: techsupport@elabscience.com

IGF2BP1 Polyclonal Antibody

Catalog Number:E-AB-60322

This gene encodes a member of the insulin-like growth factor 2 mRNA-binding protein family. The protein encoded by this gene contains four K homology domains and two RNA recognition motifs. It functions by binding to the mRNAs of certain genes, including insulin-like growth factor 2, beta-actin and beta-transducin repeat-containing protein, and regulating their translation. Two transcript variants encoding different isoforms have been found for this gene.