IGFBP4 Polyclonal Antibody

Catalog Number:E-AB-62793

DIA·AN® by Elabscience

Note: Centrifuge before opening to ensure complete recovery of vial contents.

Description

Reactivity	Human,Mouse,Rat
Immunogen	Recombinant fusion protein of human IGFBP4 (NP_001543.2).
Host	Rabbit
Isotype	IgG
Purification	Affinity purification
Conjugation	Unconjugated
Formulation	PBS with 0.02% sodium azide, 50% glycerol, pH7.3.

Applications	Recommended Dilution
WB	1:500-1:2000
IHC	1:50-1:100
IF	1:50-1:200

Data

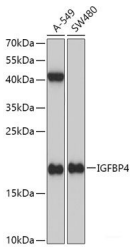

Western blot analysis of extracts of various cell lines using IGFBP4 Polyclonal Antibody at dilution of 1:1000.

Observed Mw:17kDa

Calculated Mw:17kDa/27kDa

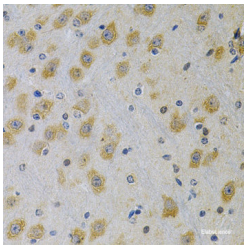

Immunohistochemistry of paraffin-embedded Rat brain using IGFBP4 Polyclonal Antibody at dilution of 1:100 (40x lens).

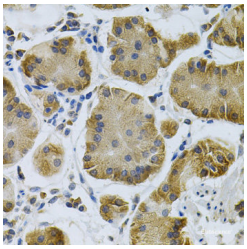

Immunohistochemistry of paraffin-embedded Human stomach using IGFBP4 Polyclonal Antibody at dilution of 1:100 (40x lens).

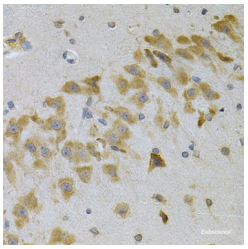

Immunohistochemistry of paraffin-embedded Mouse brain using IGFBP4 Polyclonal Antibody at dilution of 1:100 (40x lens).

IGFBP4 Polyclonal Antibody

Catalog Number:E-AB-62793

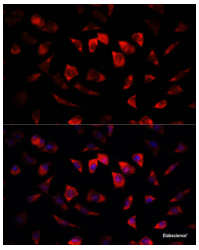

Immunofluorescence analysis of L929 cells using IGFBP4 Polyclonal Antibody at dilution of 1:100. Blue: DAPI for nuclear staining.

Preparation & Storage

Storage Store at -20°C. Avoid freeze / thaw cycles.

Background

This gene is a member of the insulin-like growth factor binding protein (IGFBP) family and encodes a protein with an IGFBP domain and a thyroglobulin type-I domain. The protein binds both insulin-like growth factors (IGFs) I and II and circulates in the plasma in both glycosylated and non-glycosylated forms. Binding of this protein prolongs the half-life of the IGFs and alters their interaction with cell surface receptors.