# PRPF8 Polyclonal Antibody

**Catalog Number:E-AB-62352**

DIA•AN® by Elabscience

***Note:*** Centrifuge before opening to ensure complete recovery of vial contents.

## Description

| | |
|---|---|
| **Reactivity** | Human,Mouse,Rat |
| **Immunogen** | A synthetic peptide of human PRPF8 (NP_006436.3). |
| **Host** | Rabbit |
| **Isotype** | IgG |
| **Purification** | Affinity purification |
| **Conjugation** | Unconjugated |
| **Formulation** | PBS with 0.02% sodium azide, 50% glycerol, pH7.3. |

| Applications | Recommended Dilution |
|---|---|
| **WB** | 1:500-1:1000 |
| **IHC** | 1:50-1:100 |
| **IF** | 1:50-1:100 |

## Data

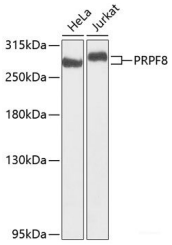


Western blot analysis of extracts of various cell lines using PRPF8 Polyclonal Antibody at dilution of 1:1000.
**Observed Mw:274kDa**
**Calculated Mw:273kDa**

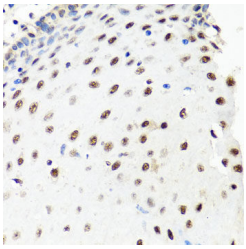

Immunohistochemistry of paraffin-embedded Human esophagus using PRPF8 Polyclonal Antibody at dilution of 1:100 (40x lens).

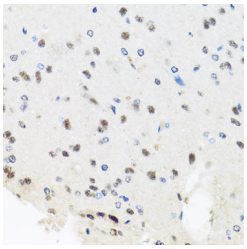

Immunohistochemistry of paraffin-embedded Rat brain using PRPF8 Polyclonal Antibody at dilution of 1:100 (40x lens).

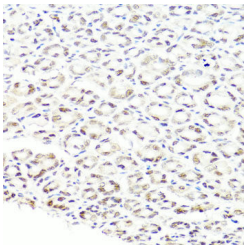

Immunohistochemistry of paraffin-embedded Mouse stomach using PRPF8 Polyclonal Antibody at dilution of 1:100 (40x lens).

# PRPF8 Polyclonal Antibody

**Catalog Number:E-AB-62352**

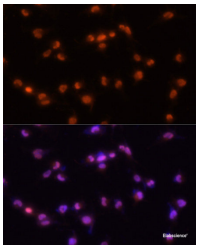

Immunofluorescence analysis of U-251MG cells using PRPF8 Polyclonal Antibody at dilution of 1:100 (20x lens). Blue: DAPI for nuclear staining.

## Preparation & Storage

| | |
|---|---|
| **Storage** | Store at -20°C. Avoid freeze / thaw cycles. |

## Background

Pre-mRNA splicing occurs in 2 sequential transesterification steps. The protein encoded by this gene is a component of both U2- and U12-dependent spliceosomes, and found to be essential for the catalytic step II in pre-mRNA splicing process. It contains several WD repeats, which function in protein-protein interactions. This protein has a sequence similarity to yeast Prp8 protein. This gene is a candidate gene for autosomal dominant retinitis pigmentosa.