NCBP2 Polyclonal Antibody

Catalog Number:E-AB-61626

DIA-AN® by Elabscience

Note: Centrifuge before opening to ensure complete recovery of vial contents.

Description

Reactivity	Human,Mouse
Immunogen	Recombinant fusion protein of human NCBP2 (NP_031388.2).
Host	Rabbit
Isotype	IgG
Purification	Affinity purification
Conjugation	Unconjugated
Formulation	PBS with 0.02% sodium azide, 50% glycerol, pH7.3.

Applications	Recommended Dilution
IHC	**1:50-1:200**
IF	**1:50-1:100**

Data

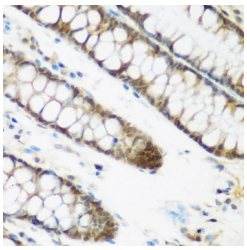

Immunohistochemistry of paraffin-embedded Human colon using NCBP2 Polyclonal Antibody at dilution of 1:200 (40x lens).

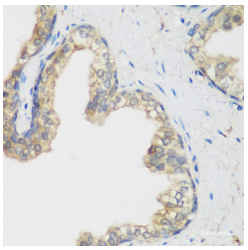

Immunohistochemistry of paraffin-embedded Human prostate using NCBP2 Polyclonal Antibody at dilution of 1:200 (40x lens).

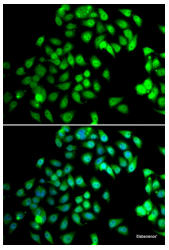

Immunofluorescence analysis of MCF-7 cells using NCBP2 Polyclonal Antibody

Preparation & Storage

Storage Store at -20°C. Avoid freeze / thaw cycles.

Background

The product of this gene is a component of the nuclear cap-binding protein complex (CBC), which binds to the monomethylated 5' cap of nascent pre-mRNA in the nucleoplasm. The encoded protein has an RNP domain commonly found in RNA binding proteins, and contains the cap-binding activity. The CBC promotes pre-mRNA splicing, 3'-end processing, RNA nuclear export, and nonsense-mediated mRNA decay. Multiple transcript variants encoding different isoforms have been found for this gene.

For Research Use Only