SQSTM1 / p62 Polyclonal Antibody

Catalog Number:E-AB-62289 4 Publications

DIA-AN® by Elabscience

Note: Centrifuge before opening to ensure complete recovery of vial contents.

Description

Reactivity	Human,Mouse,Rat
Immunogen	Recombinant fusion protein of human SQSTM1 / p62 (NP_001135770.1).
Host	Rabbit
Isotype	IgG
Purification	Affinity purification
Conjugation	Unconjugated
Formulation	PBS with 0.02% sodium azide, 50% glycerol, pH7.3.

Applications Recommended Dilution

WB 1:500-1:2000 IHC
1:50-1:200 IF
1:50-1:200

Data

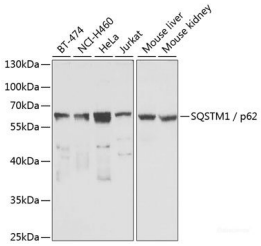

Western blot analysis of extracts of various cell lines using SQSTM1 / p62 Polyclonal Antibody at dilution of 1:1000.
Observed Mw:62kDa
Calculated Mw:38kDa/47kDa

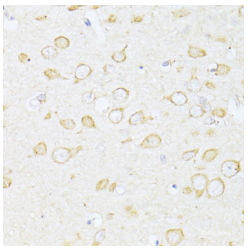

Immunohistochemistry of paraffin-embedded Rat brain using SQSTM1 / p62 Polyclonal Antibody at dilution of 1:100 (40x lens).

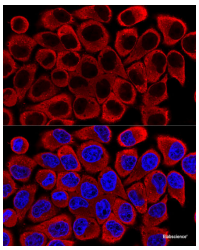

Confocal immunofluorescence analysis of Hela cells using SQSTM1 / p62 Polyclonal Antibody at dilution of 1:200. Blue: DAPI for nuclear staining.

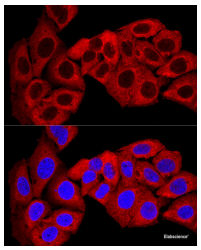

Confocal immunofluorescence analysis of U-2 OS cells using SQSTM1 / p62 Polyclonal Antibody at dilution of 1:200. Blue: DAPI for nuclear staining.

For Research Use Only

A Reliable Research Partner in Life Science and Medicine

Toll-free: 1-888-852-8623 Tel: 1-832-243-6086 Fax: 1-832-243-6017

Web: www.elabscience.com Email: techsupport@elabscience.com

SQSTM1 / p62 Polyclonal Antibody

Catalog Number:E-AB-62289 4 Publications

DIA•AN® by Elabscience

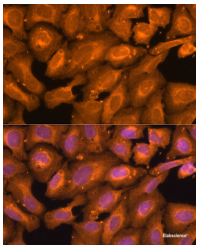

Immunofluorescence analysis of U2OS cells using SQSTM1 / p62 Polyclonal Antibody at dilution of 1:100. Blue: DAPI for nuclear staining.

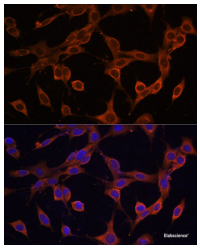

Immunofluorescence analysis of NIH/3T3 using SQSTM1 / p62 Polyclonal Antibody at dilution of 1:100. Blue: DAPI for nuclear staining.

Preparation & Storage

Storage Store at -20°C. Avoid freeze / thaw cycles.

Background

This gene encodes a multifunctional protein that binds ubiquitin and regulates activation of the nuclear factor kappa-B (NF-kB) signaling pathway. The protein functions as a scaffolding/adaptor protein in concert with TNF receptor-associated factor 6 to mediate activation of NF-kB in response to upstream signals. Alternatively spliced transcript variants encoding either the same or different isoforms have been identified for this gene. Mutations in this gene result in sporadic and familial Paget disease of bone.