RAB17 Polyclonal Antibody

Catalog Number:E-AB-63165

DIA•AN® by Elabscience

Note: Centrifuge before opening to ensure complete recovery of vial contents.

Description

Reactivity	Human,Mouse,Rat
Immunogen	Recombinant fusion protein of human RAB17 (NP_071894.1).
Host	Rabbit
Isotype	IgG
Purification	Affinity purification
Conjugation	Unconjugated
Formulation	PBS with 0.02% sodium azide, 50% glycerol, pH7.3.

Applications	Recommended Dilution
IHC	**1:50-1:200**

Data

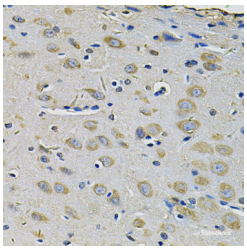

Immunohistochemistry of paraffin-embedded Rat brain using RAB17 Polyclonal Antibody at dilution of 1:100 (40x lens).

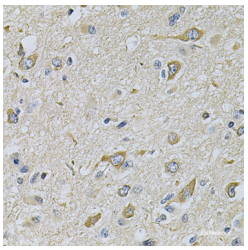

Immunohistochemistry of paraffin-embedded Human brain cancer using RAB17 Polyclonal Antibody at dilution of 1:100 (40x lens).

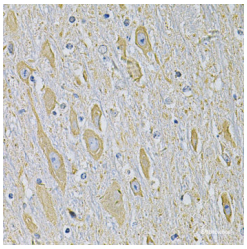

Immunohistochemistry of paraffin-embedded Mouse brain using RAB17 Polyclonal Antibody at dilution of 1:100 (40x lens).

Preparation & Storage

Storage Store at -20°C. Avoid freeze / thaw cycles.

Background

RAB17 (RAB17, Member RAS Oncogene Family) is a Protein Coding gene. Diseases associated with RAB17 include Carpenter Syndrome 1. Among its related pathways are Metabolism of proteins and Autophagy Pathway. Gene Ontology (GO) annotations related to this gene include GTP binding and GDP binding. An important paralog of this gene is RAB5A.

For Research Use Only