AURKC Polyclonal Antibody

Catalog Number:E-AB-62229

DIA•AN® by Elabscience

Note: Centrifuge before opening to ensure complete recovery of vial contents.

Description

Reactivity	Human,Mouse,Rat
Immunogen	A synthetic peptide of human AURKC
Host	Rabbit
Isotype	IgG
Purification	Affinity purification
Conjugation	Unconjugated
Formulation	PBS with 0.02% sodium azide, 50% glycerol, pH7.3.

Applications	Recommended Dilution
WB	1:500-1:2000
IHC	1:50-1:100

Data

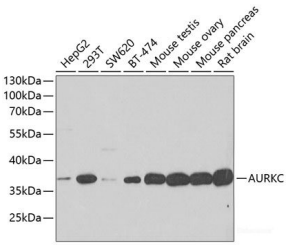

Western blot analysis of extracts of various cell lines using AURKC Polyclonal Antibody at dilution of 1:500.

Observed Mw:36kDa

Calculated Mw:32kDa/33kDa/35kDa

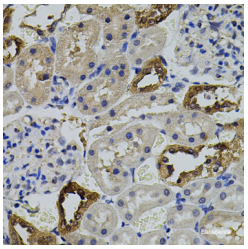

Immunohistochemistry of paraffin-embedded Rat kidney using AURKC Polyclonal Antibody

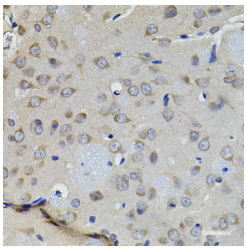

Immunohistochemistry of paraffin-embedded Rat brain using AURKC Polyclonal Antibody

Preparation & Storage

Storage	Store at -20°C. Avoid freeze / thaw cycles.

Background

This gene encodes a member of the Aurora subfamily of serine/threonine protein kinases. The encoded protein is a chromosomal passenger protein that forms complexes with Aurora-B and inner centromere proteins and may play a role in organizing microtubules in relation to centrosome/spindle function during mitosis. This gene is overexpressed in several

For Research Use Only

cancer cell lines, suggesting an involvement in oncogenic signal transduction. Alternative splicing results in multiple transcript variants.

Toll-free: 1-888-852-8623 Tel: 1-832-243-6086 Fax: 1-832-243-6017

Web: www.elabscience.com Email: techsupport@elabscience.com