TAF15 Polyclonal Antibody

Catalog Number:E-AB-62274

DIA•AN® by Elabscience

Note: Centrifuge before opening to ensure complete recovery of vial contents.

Description

Reactivity	Human
Immunogen	Recombinant fusion protein of human TAF15 (NP_631961.1).
Host	Rabbit
Isotype	IgG
Purification	Affinity purification
Conjugation	Unconjugated
Formulation	PBS with 0.02% sodium azide, 50% glycerol, pH7.3.

Applications	Recommended Dilution
WB	1:500-1:2000
IHC	1:50-1:100

Data

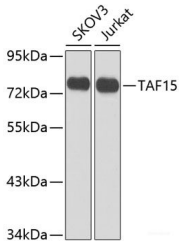

Western blot analysis of extracts of various cell lines using TAF15 Polyclonal Antibody at dilution of 1:1000.
Observed Mw:80kDa
Calculated Mw:61kDa

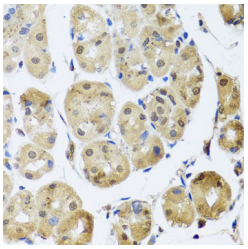

Immunohistochemistry of paraffin-embedded Human stomach using TAF15 Polyclonal Antibody at dilution of 1:100 (40x lens).

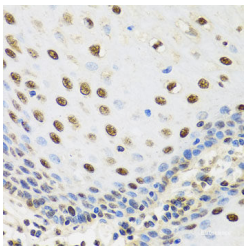

Immunohistochemistry of paraffin-embedded Human esophagus using TAF15 Polyclonal Antibody at dilution of 1:100 (40x lens).

Preparation & Storage

Storage	Store at -20°C. Avoid freeze / thaw cycles.

Background

This gene encodes a member of the TET family of RNA-binding proteins. The encoded protein plays a role in RNA polymerase II gene transcription as a component of a distinct subset of multi-subunit transcription initiation factor TFIID

For Research Use Only

A Reliable Research Partner in Life Science and Medicine

Toll-free: 1-888-852-8623 Tel: 1-832-243-6086 Fax: 1-832-243-6017

Web: www.elabscience.com Email: techsupport@elabscience.com

complexes. Translocations involving this gene play a role in acute leukemia and extraskeletal myxoid chondrosarcoma, and mutations in this gene may play a role in amyotrophic lateral sclerosis. Alternatively spliced transcript variants encoding multiple isoforms have been observed for this gene.